



# TOILET REPAIR PARTS • FLAPPERS & BALLS



**ARP • ARP11076 • TIME-REGULATED FLAPPER**  
CHAIN: LINK W/-CLIP • CHAIN LENGTH: 9.5" • FOR 1.6 CLOSETS




**FLUIDMASTER • FM500 • FLAPPER**  
CHAIN: PLASTIC LINK W/-CLIP • CHAIN LENGTH: 10.25"



**FLUIDMASTER • FM502 • ADJUST A FLUSH FLAPPER**  
CHAIN: PLASTIC LINK W/-CLIP • CHAIN LENGTH: 14"



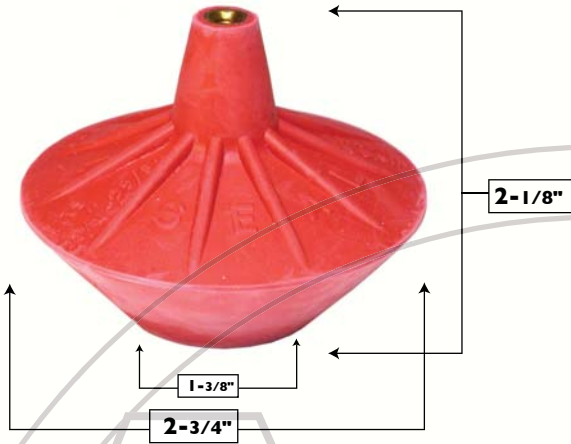
**FLUIDMASTER • FM500 • FLAPPER & 10" CHAIN**  
REPLACEMENT FLAPPER & CHAIN FOR 555A FLUSHER FIXER KIT




FORELJER, K OHLER,GR OHE

**GROHE • GR3544000 • FLUSH VALVE INSERT**  
FOR GROHEDAL FLUSH ASSEMBLY

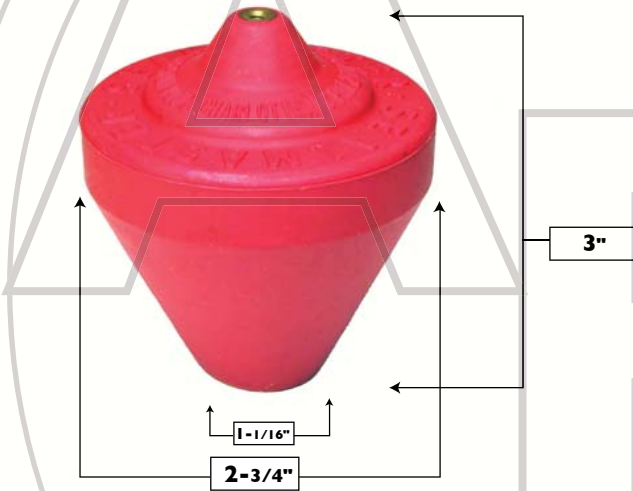
# TOILET REPAIR PARTS • FLAPPERS & BALLS




**TRIPLE SEAL • TSEALB251R • RED BALL**  
FOR HEAVY DUTY APPLICATIONS • FOR: 2-1/4" - 2 5/8"



**TRIPLE SEAL • TSEALB252R • BALL**  
FOR HEAVY DUTY APPLICATIONS • FOR: 3"



**TRIPLE SEAL • TSEALB255 • RED BALL**  
FOR HEAVY DUTY APPLICATIONS • FOR: 2-1/4" - 2 5/8"



**UNIVERSAL RUNDLE • URFP56 • FLAPPER**  
CHAIN: LINK W/J-CLIP • CHAIN LENGTH: 5 1/2"