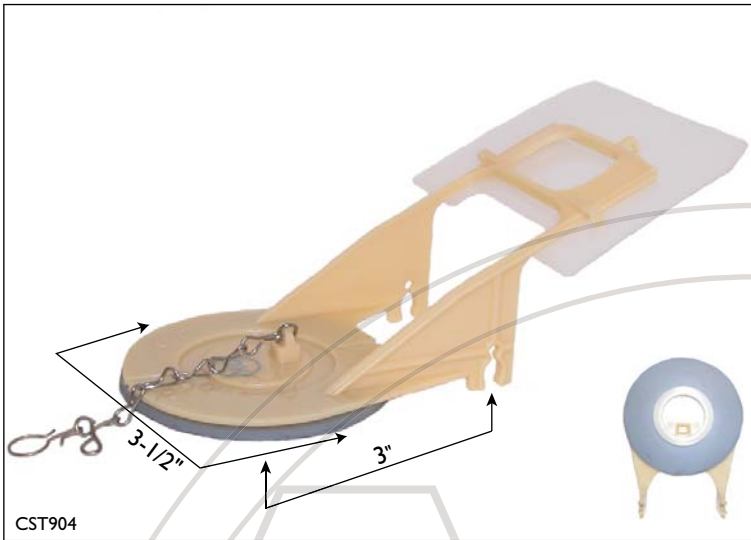



# TOILET REPAIR PARTS • FLAPPERS & BALLS | TOTO



CST904

## TUH092-5 • FLAPPER

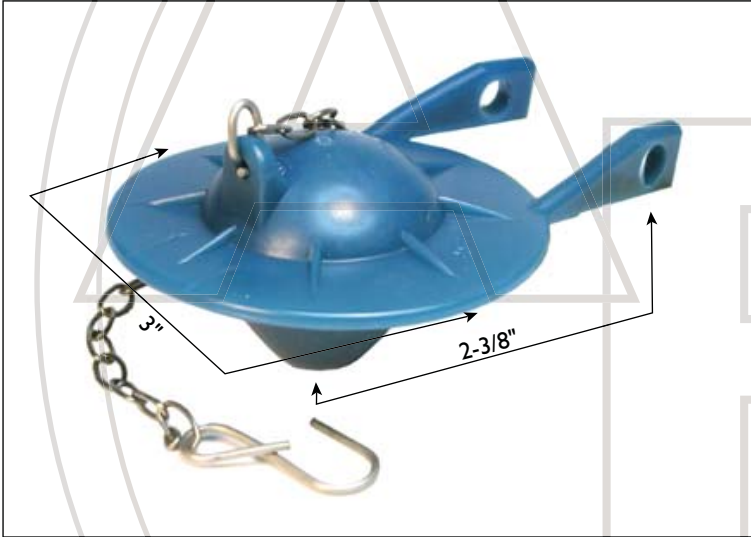
CHAIN: LINK W/ J-CLIP • CHAIN LENGTH: 3"



## TUH112-2 • FLAPPER

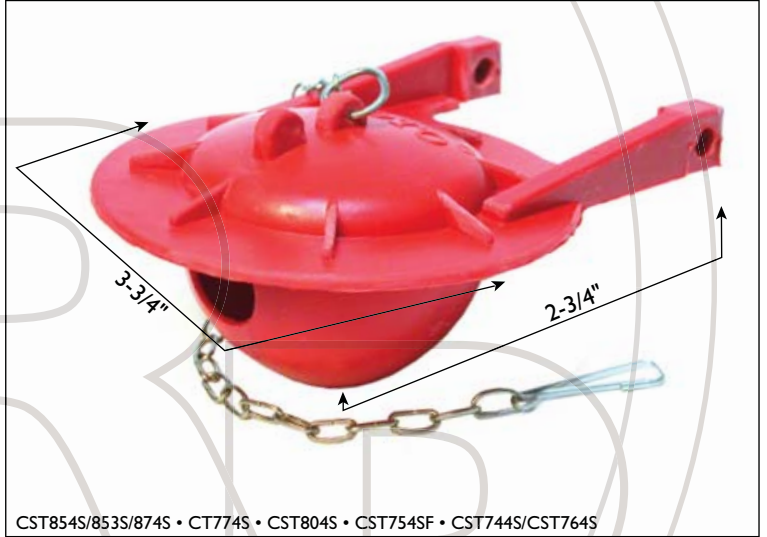
NLA USE THU303

CHAIN: LINK W/ J-CLIP • CHAIN LENGTH: 8.5"



## TUH113 • FLAPPER

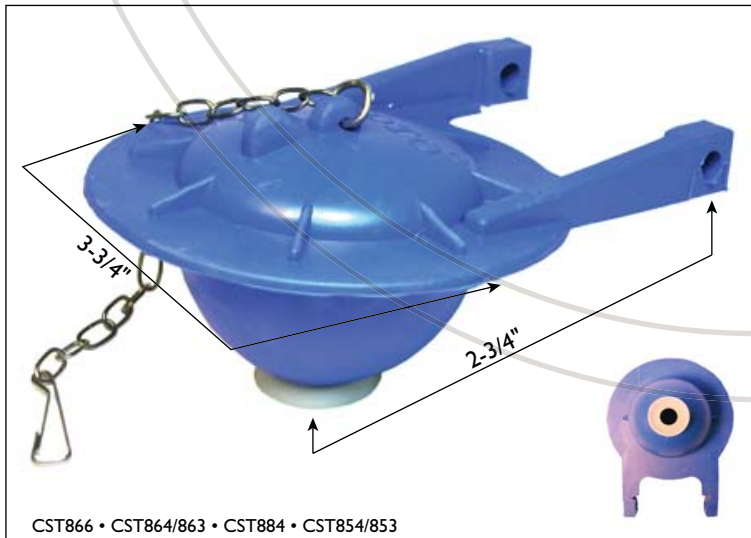
CHAIN: LINK W/ J-CLIP • CHAIN LENGTH: 8.5"



CST854S/853S/874S • CT774S • CST804S • CST754SF • CST744S/CST764S

## TUH138S • G-MAX FLAPPER

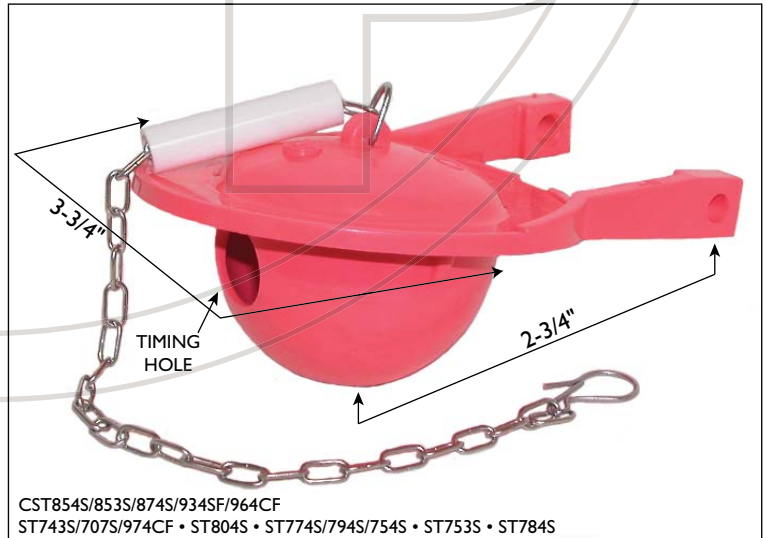
CHAIN: LINK W/CLIP • CHAIN LENGTH: 10.5"



CST866 • CST864/863 • CST884 • CST854/853

## TUH140S • POWER GRAVITY FLAPPER

CHAIN: LINK W/CLIP • CHAIN LENGTH: 6.5"



CST854S/853S/874S/934SF/964CF  
ST743S/707S/974CF • ST804S • ST774S/794S/754S • ST753S • ST784S

## TUH175S • G-MAX FLAPPER

CHAIN: LINK W/CLIP • CHAIN LENGTH: 10"

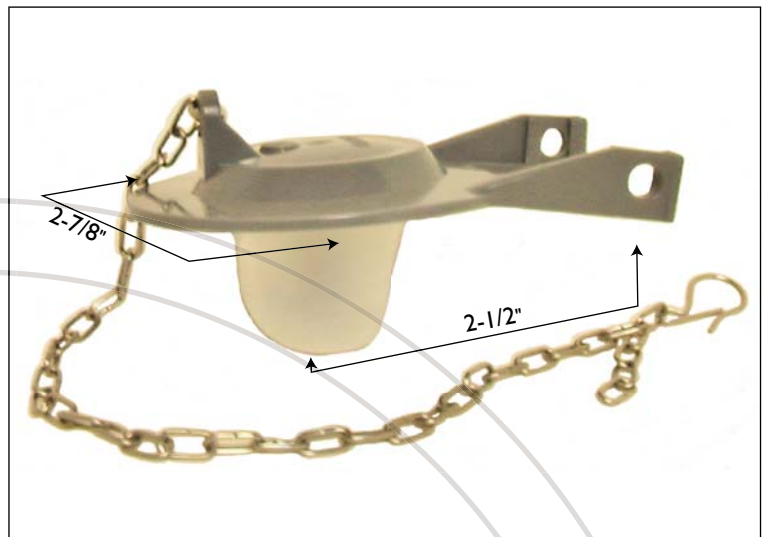
SEE **TUH331S** FOR LOCATION OF TIMING HOLE

# TOILET REPAIR PARTS: FLAPPERS & BALLS | TOTO



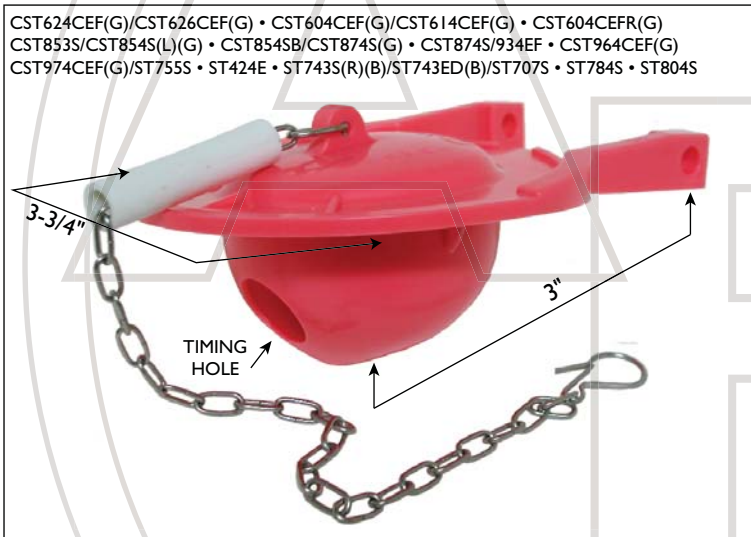
## THU253S • FLAPPER

CHAIN: LINK W/CLIP • CHAIN LENGTH ABOVE FLOAT: 4-1/2"  
CHAIN LENGTH BELOW FLOAT: 1-1/2"



## THU303 • FLAPPER

CHAIN: LINK W/CLIP • CHAIN LENGTH: 11"



## THU331S • EMAX & GMAX FLAPPER

CHAIN: LINK W/CLIP • CHAIN LENGTH: 10"  
SEE **THU175S** FOR LOCATION OF TIMING HOLE